

## QUEST MASTERS GUILD: Online Adventuring

**Hello!**

For anyone who is interested in signup for Dungeons & Dragons 5e, Quest Masters Guild is thrilled to offer online sessions!

The game will be ran on a Discord server. You will need your own account as well as a microphone (the app also works with your smart phone!) This short guide will help you get everything you need to join.

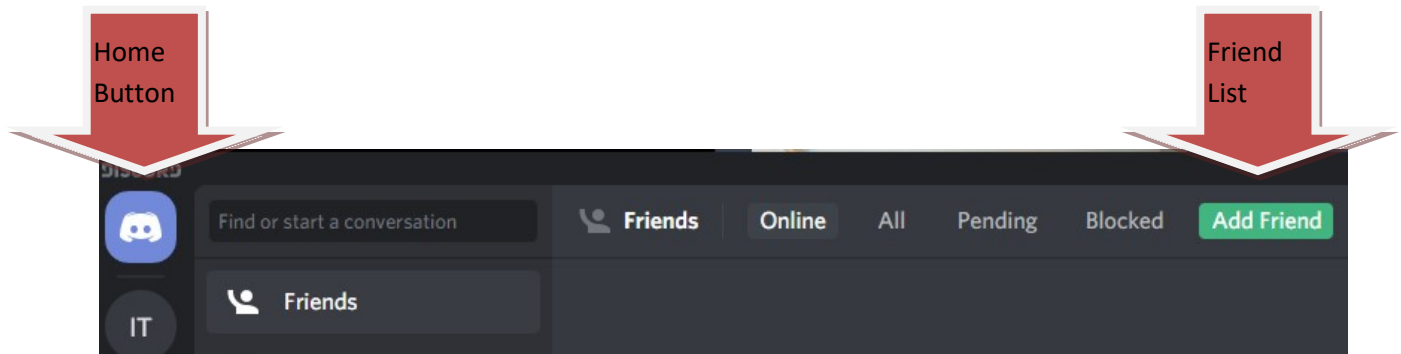
### **Step 1: Sign up with your library!**

Only those who sign up ahead of time can be admitted to the game for security reasons. This will be an Audio based meeting with NO video.

### **Step 2: Join discord**

You can download the app on your phone or computer from here: <https://discordapp.com/download>

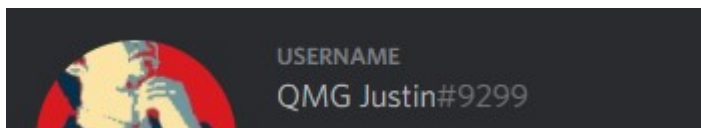
Create your free account. Once you launch the program, you will hit the home button. Once you do, you'll see the Friends list.



Once you're on that page, hit the green Add Friend button.

### **Step 3: Add Quest Masters Guild:**

Simply Type in: QMG Justin #9299 then add friend. Please note there is a space after QMG

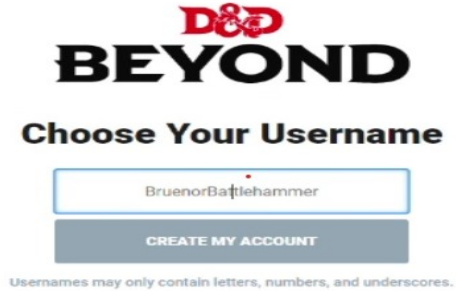


You will be added to our friends list. **Hello adventurer!** Let us know what Library you are from so you are invited to the correct server. **Only those who signed up directly with the Library will be allowed to play.** Now let's build your adventurer!

## Creating a Character!

Create a character here: Sign in with Google or Twitch, or create a free account:

<https://www.dndbeyond.com/characters/builder#/>



You'll be asked to create a Username. This is not for any particular character, just login

Now it's time to create a Level 1 Character for your online game!

### You have a few options when it comes to what Character you will be playing:

**Option 1:** Hands on! Create a character from scratch on the DnD Beyond website. (best if you have already done so in the past and have time to explore how to set up and equip your character)

**Option 2:** Quick Build! Use the "Quick Build" Option to create a Character. All done!

- Please only use races/classes/options from basic Players hand book
- Please make your class level 1
- When at step 5. (Equipment) please choose equipment instead of gold. Once done, go into your inventory and hit "equip" on everything

Option 3: Let us do the work! We will be happy to get you a character. Best for brand new players. This is also the option used if you do not have a character ready for your adventure 😊

**NOTE\*\*\*QMG Inc is happy to walk you through character creation by appointment.** Please reach out 1 week **before** the game date. Will only take about 15 minutes

Once you are ready, reach out to your **QMG Dungeon Master** on Discord for your campaign invitation!  
You will now both be able to make sure your character is all ready for adventure!

## Game time!

Log on to discord up to a half an hour before your scheduled game. Have your character sheet ready either in paper or your desktop and please share it with the main text server (please use the export character function to generate an actually D&D character sheet. Now all that is left is adventure!

**Please note this is a program being ran by the library. Any codes of conduct that you are expected to abide will be enforced.**

If there are questions at any time please do not hesitate to e-mail us at:

[questmastersguild@gmail.com](mailto:questmastersguild@gmail.com)

We hope that you continue to game with us at your local library in person soon!

Stay safe and healthy,

Justin M. Gaffney

**The Quest Master's Guild Inc.**

**Phone: 631-627-5041**

**Reach us on Facebook!:** <https://www.facebook.com/questmastersguild/>

